

























# LED驱动 LED Driver

NEW!	UL	型号 Item No.	输出 Output			输入 Input				其他 Others		
			输出电流 Output Current	输出电压 Output Voltage	空载最大电压 Max.no Load Voltage	输入电流 Input Current	额定输入电压 Rated Input Voltage(AC)	输入频率 Input Frequency	功率因素 Power Factor (Full load)	转换效率 Efficiency	使用寿命 Lifetime	尺寸 Dimension(mm)
	AED06-12VLSTB-UL	500mA	12V	14V	90mA	120V	60Hz	≥0.8	≥79%	50000H	145x41x13.5	UL
	AED06-24VLSTB-UL	250mA	24V	27V	90mA	120V	60Hz	≥0.8	≥79%	50000H	145x41x13.5	UL
	AED12-12VLSTB-UL	1000mA	12V	14V	180mA	120V	60Hz	≥0.8	≥82%	30000H	145x41x13.5	UL
	AED12-24VLSTB-UL	500mA	24V	27V	180mA	120V	60Hz	≥0.8	≥82%	30000H	145x41x13.5	UL
	AED24-12VLSTB-UL	2000mA	12V	14V	300mA	120V	60Hz	≥0.8	≥86%	30000H	171x54x16	UL
	AED24-24VLSTB-UL	1000mA	24V	27V	300mA	120V	60Hz	≥0.8	≥86%	30000H	171x54x16	UL
	AED36-12VLSTB-UL	3000mA	12V	12.6V	700mA	120V	60Hz	-	≥86.5%	30000H	220x55x16.5	UL
	AED36-24VLSTB-UL	1500mA	24V	25.2V	700mA	120V	60Hz	-	≥88%	30000H	220x55x16.5	UL
	AED48-12VLSTB-UL	4000mA	12V	12.6V	1000mA	120V	60Hz	-	≥87.5%	30000H	220x55x16.5	UL
	AED48-24VLSTB-UL	2000mA	24V	25.2V	1000mA	120V	60Hz	-	≥89%	30000H	220x55x16.5	UL
	AED60-12VLSTB-UL	5000mA	12V	12.6V	1200mA	120V	60Hz	-	≥89%	30000H	238x55x16.5	UL
	AED60-24VLSTB-UL	2500mA	24V	25.2V	1200mA	120V	60Hz	-	≥89%	30000H	238x55x16.5	UL



NEW!	TUV+CCC+SAA	型号 Item No.	输出 Output			输入 Input				其他 Others		
			输出电流 Output Current	输出电压 Output Voltage	空载最大电压 Max.no Load Voltage	输入电流 Input Current	额定输入电压 Rated Input Voltage(AC)	输入频率 Input Frequency	功率因素 Power Factor (Full load)	转换效率 Efficiency	使用寿命 Lifetime	尺寸 Dimension(mm)
	AED06-12VLSTB-IP44	500mA	12V	14V	80mA	220-240V	50Hz	≥0.5	≥78%	50000H	145x41x13.5	TUV/CCC/SAA
	AED06-24VLSTB-IP44	250mA	24V	27V	80mA	220-240V	50Hz	≥0.5	≥78%	50000H	145x41x13.5	TUV/CCC/SAA
	AED12-12VLSTB-IP44	1000mA	12V	14V	160mA	220-240V	50Hz	≥0.5	≥82%	30000H	145x41x13.5	TUV/CCC/SAA
	AED12-24VLSTB-IP44	500mA	24V	27V	160mA	220-240V	50Hz	≥0.5	≥82%	30000H	145x41x13.5	TUV/CCC/SAA
	AED20-12VLSTB-IP44	1670mA	12V	14V	240mA	220-240V	50Hz	≥0.5	≥83%	30000H	171x54x16	TUV/CCC/SAA
	AED20-24VLSTB-IP44	830mA	24V	27V	240mA	220-240V	50Hz	≥0.5	≥84%	30000H	171x54x16	TUV/CCC/SAA
	AED30-12VLSTB-IP44	2500mA	12V	15V	220mA	220-240V	50Hz	≥0.9	≥86%	30000H	171x54x16	TUV/CCC/SAA
	AED30-24VLSTB-IP44	1250mA	24V	28V	220mA	220-240V	50Hz	≥0.9	≥86%	30000H	171x54x16	TUV/CCC/SAA
	AED40-12VLSTB-IP44	3330mA	12V	15V	250mA	220-240V	50/60Hz	≥0.9	≥87%	30000H	220x55x16.5	TUV/CCC/SAA
	AED40-24VLSTB-IP44	1670mA	24V	28V	250mA	220-240V	50/60Hz	≥0.9	≥89%	30000H	220x55x16.5	TUV/CCC/SAA
	AED48-12VLSTB-IP44	4000mA	12V	15V	300mA	220-240V	50/60Hz	≥0.9	≥88%	30000H	220x55x16.5	TUV/CCC/SAA
	AED48-24VLSTB-IP44	2000mA	24V	28V	300mA	220-240V	50/60Hz	≥0.9	≥89%	30000H	220x55x16.5	TUV/CCC/SAA
	AED60-12VLSTB-IP44	5000mA	12V	15V	380mA	220-240V	50/60Hz	≥0.9	≥87%	30000H	238x55x16.5	TUV/CCC/SAA
	AED60-24VLSTB-IP44	2500mA	24V	28V	380mA	220-240V	50/60Hz	≥0.9	≥87%	30000H	238x55x16.5	TUV/CCC/SAA


NEW!	电子开关 Switch	型号 Item No.	输入电压	输入电流	输出功率	环境温度	外壳温度	产品认证
			Input Voltage	Input Current	Output Power	Ta(°C)	Tc(°C)	Approval
	20	AEK-HC-01	100-240VAC	Max:1A	120-240W	25-35	45	CE
	21	AEK-TS-01	12-24VDC	Max:5A	60-120W	25-35	45	CE
	22	AEK-TS-03	12-24VDC	Max:5A	60-120W	25-35	45	CE
	23	AEK200-IR	120-240VAC	Max:1A	120-240W	40	80	TUV
	24	AEK120-IR-3	12-24VDC	Max:5A	60-120W	25-35	45	CE
	25	AEK120-IR-CCT	12-24VDC	Max:5A	60-120W	25-35	45	CE




# LED驱动 LED Driver



NEW!	Bluetooth	型号 Item No.	输出 Output			输入 Input				其他 Others		
			输出电流 Output Current	输出电压 Output Voltage	空载最大电压 Max.no Load Voltage	输入电流 Input Current	额定输入电压 Rated Input Voltage(AC)	输入频率 Input Frequency	功率因素 Power Factor (Full load)	转换效率 Efficiency	使用寿命 Lifetime	尺寸 Dimension(mm)
	AED15-50300ILS-B1	300mA	30-50V	66V	210mA	100-240V	50/60Hz	≥0.9	≥84%	30000H	134x47x25.5	CE/TUV
	AED15-30500ILS-B1	500mA	18-30V	42V	210mA	100-240V	50/60Hz	≥0.9	≥84%	30000H	134x47x25.5	CE/TUV
	AED25-50500ILS-B2	500mA	30-50V	60V	350mA	100-240V	50/60Hz	≥0.9	≥86%	30000H	145x47x25.5	CE/TUV
	AED25-36700ILS-B2	700mA	21-36V	43V	350mA	100-240V	50/60Hz	≥0.9	≥86%	30000H	145x47x25.5	CE/TUV
	AED40-401000ILS-B3	1000mA	25-40V	53V	580mA	100-240V	50/60Hz	≥0.9	≥87%	30000H	156x47x25.5	CE/TUV
	AED40-560700ILS-B3	700mA	35-56V	65V	580mA	100-240V	50/60Hz	≥0.9	≥87%	30000H	156x47x25.5	CE/TUV
	AED60-601000ILS-B4	1000mA	36-60V	70V	830mA	100-240V	50/60Hz	≥0.9	≥88%	30000H	165.6x52.6x27	CE/TUV
	AED60-401500ILS-B4	1500mA	25-40V	51V	830mA	100-240V	50/60Hz	≥0.9	≥88%	30000H	165.6x52.6x27	CE/TUV
NEW!	Zigbee	型号 Item No.	输出 Output			输入 Input				其他 Others		
			输出电流 Output Current	输出电压 Output Voltage	空载最大电压 Max.no Load Voltage	输入电流 Input Current	额定输入电压 Rated Input Voltage(AC)	输入频率 Input Frequency	功率因素 Power Factor (Full load)	转换效率 Efficiency	使用寿命 Lifetime	尺寸 Dimension(mm)
	AED15-50300ILS-Z1	300mA	30-50V	66V	210mA	100-240V	50/60Hz	≥0.9	≥84%	30000H	134x47x25.5	CE/TUV
	AED15-30500ILS-Z1	500mA	18-30V	42V	210mA	100-240V	50/60Hz	≥0.9	≥84%	30000H	134x47x25.5	CE/TUV
	AED25-50500ILS-Z2	500mA	30-50V	60V	350mA	100-240V	50/60Hz	≥0.9	≥86%	30000H	145x47x25.5	CE/TUV
	AED25-36700ILS-Z2	700mA	21-36V	43V	350mA	100-240V	50/60Hz	≥0.9	≥86%	30000H	145x47x25.5	CE/TUV
	AED40-401000ILS-Z3	1000mA	25-40V	53V	580mA	100-240V	50/60Hz	≥0.9	≥87%	30000H	156x47x25.5	CE/TUV
	AED40-560700ILS-Z3	700mA	35-56V	65V	580mA	100-240V	50/60Hz	≥0.9	≥87%	30000H	156x47x25.5	CE/TUV
	AED60-601000ILS-Z4	1000mA	36-60V	70V	830mA	100-240V	50/60Hz	≥0.9	≥88%	30000H	165.6x52.6x27	CE/TUV
	AED60-401500ILS-Z4	1500mA	25-40V	51V	830mA	100-240V	50/60Hz	≥0.9	≥88%	30000H	165.6x52.6x27	CE/TUV
NEW!	RF remote	型号 Item No.	输出 Output			输入 Input				其他 Others		
			输出电流 Output Current	输出电压 Output Voltage	空载最大电压 Max.no Load Voltage	输入电流 Input Current	额定输入电压 Rated Input Voltage(AC)	输入频率 Input Frequency	功率因素 Power Factor (Full load)	转换效率 Efficiency	使用寿命 Lifetime	尺寸 Dimension(mm)
	AED15-50300ILS-R1	300mA	30-50V	66V	210mA	100-240V	50/60Hz	≥0.9	≥84%	30000H	134x47x25.5	CE/TUV
	AED15-30500ILS-R1	500mA	18-30V	42V	210mA	100-240V	50/60Hz	≥0.9	≥84%	30000H	134x47x25.5	CE/TUV
	AED25-50500ILS-R2	500mA	30-50V	60V	350mA	100-240V	50/60Hz	≥0.9	≥86%	30000H	145x47x25.5	CE/TUV
	AED25-36700ILS-R2	700mA	21-36V	43V	350mA	100-240V	50/60Hz	≥0.9	≥86%	30000H	145x47x25.5	CE/TUV
	AED40-401000ILS-R3	1000mA	25-40V	53V	580mA	100-240V	50/60Hz	≥0.9	≥87%	30000H	156x47x25.5	CE/TUV
	AED40-560700ILS-R3	700mA	35-56V	65V	580mA	100-240V	50/60Hz	≥0.9	≥87%	30000H	156x47x25.5	CE/TUV
	AED60-601000ILS-R4	1000mA	36-60V	70V	830mA	100-240V	50/60Hz	≥0.9	≥88%	30000H	165.6x52.6x27	CE/TUV
	AED60-401500ILS-R4	1500mA	25-40V	51V	830mA	100-240V	50/60Hz	≥0.9	≥88%	30000H	165.6x52.6x27	CE/TUV
NEW!	General model	型号 Item No.	输出 Output			输入 Input				其他 Others		
			输出电流 Output Current	输出电压 Output Voltage	空载最大电压 Max.no Load Voltage	输入电流 Input Current	额定输入电压 Rated Input Voltage(AC)	输入频率 Input Frequency	功率因素 Power Factor (Full load)	转换效率 Efficiency	使用寿命 Lifetime	尺寸 Dimension(mm)
	AED15-50300ILS-O1	300mA	30-50V	66V	210mA	100-240V	50/60Hz	≥0.9	≥84%	30000H	134x47x25.5	CE/TUV
	AED15-30500ILS-O1	500mA	18-30V	42V	210mA	100-240V	50/60Hz	≥0.9	≥84%	30000H	134x47x25.5	CE/TUV
	AED25-50500ILS-O2	500mA	30-50V	60V	350mA	100-240V	50/60Hz	≥0.9	≥86%	30000H	145x47x25.5	CE/TUV
	AED25-36700ILS-O2	700mA	21-36V	43V	350mA	100-240V	50/60Hz	≥0.9	≥86%	30000H	145x47x25.5	CE/TUV
	AED40-401000ILS-O3	1000mA	25-40V	53V	580mA	100-240V	50/60Hz	≥0.9	≥87%	30000H	156x47x25.5	CE/TUV
	AED40-560700ILS-R3-O3	700mA	35-56V	43V	580mA	100-240V	50/60Hz	≥0.9	≥87%	30000H	156x47x25.5	CE/TUV
	AED60-601000ILS-O4	1000mA	36-60V	70V	830mA	100-240V	50/60Hz	≥0.9	≥88%	30000H	165.6x52.6x27	CE/TUV
	AED60-401500ILS-O4	1500mA	25-40V	51V	830mA	100-240V	50/60Hz	≥0.9	≥88%	30000H	165.6x52.6x27	CE/TUV

# LED驱动 LED Driver




UL/S	型号 Item No.	输出 Output			输入 Input					其他 Others		
		输出电流 Output Current	输出电压 Output Voltage Range	空载最大电压 Max.no Load Voltage	输入电流 Input Current	额定输入电压 Rated Input Voltage(AC)	输入频率 Input Frequency	功率因素 Power Factor (Full load)	转换效率 Efficiency	使用寿命 Lifetime	尺寸 Dimension(mm)	产品认证 Approval
 <p><b>42</b> AEDaa-bbcc-UDA aa=02 thru 08 bb=14 thru 36 ccc=100 thru 400</p>	AED07-20400-UDA	400mA	14-20V	50V	0.20A	120V	60Hz	≥0.97	≥83%	50000H	66x39x22	UL
	AED07-21350-UDA	350mA	12-21V	50V	0.20A	120V	60Hz	≥0.97	≥85%	50000H	66x39x22	UL
	AED07-36200-UDA	200mA	21-36V	50V	0.20A	120V	60Hz	≥0.97	≥85%	50000H	66x39x22	UL
 <p><b>43</b> AEDdd-eeff-UDB dd=02 thru 12 ee=14 thru 36 fff=100 thru 600</p>	AED12-20600-UDB	600mA	14-20V	50V	0.20A	120V	60Hz	≥0.97	≥84%	50000H	82x30x24	UL
	AED12-30400-UDB	400mA	21-30V	50V	0.20A	120V	60Hz	≥0.97	≥86%	50000H	82x30x24	UL
	AED12-36350-UDB	350mA	20-36V	50V	0.20A	120V	60Hz	≥0.97	≥86%	50000H	82x30x24	UL


UL Dimmable/S	型号 Item No.	输出 Output			输入 Input					其他 Others		
		输出电流 Output Current	输出电压 Output Voltage Range	空载最大电压 Max.no Load Voltage	输入电流 Input Current	额定输入电压 Rated Input Voltage(AC)	输入频率 Input Frequency	功率因素 Power Factor (Full load)	转换效率 Efficiency	使用寿命 Lifetime	尺寸 Dimension(mm)	产品认证 Approval
 <p><b>44</b> AEDXX-YYZZ-UDC XX=03 thru 23 YY=24 thru 40 ZZZ=200 thru 700</p>	AED20-40500-UDC	500mA	30-40V	50V	-	120V	60Hz	≥0.9C	≥81%	30000H	77x46.5x26.5	CUL/ROHS
	AED23-39600-UDC	600mA	28-38.5V	50V	-	120V	60Hz	≥0.9C	≥81%	30000H	77x46.5x26.5	CUL/ROHS
	AED22-34660-UDC	660mA	24-34V	50V	-	120V	60Hz	≥0.9C	≥81%	30000H	77x46.5x26.5	CUL/ROHS
	AED23-33700-UDC	700mA	24-33V	50V	-	120V	60Hz	≥0.9C	≥81%	30000H	77x46.5x26.5	CUL/ROHS



UL Dimmable/S	型号 Item No.	输出 Output			输入 Input					其他 Others		
		输出电流 Output Current	输出电压 Output Voltage Range	空载最大电压 Max.no Load Voltage	输入电流 Input Current	额定输入电压 Rated Input Voltage(AC)	输入频率 Input Frequency	功率因素 Power Factor (Full load)	转换效率 Efficiency	使用寿命 Lifetime	尺寸 Dimension(mm)	产品认证 Approval
 <p><b>45</b></p>	AED12-350ILSK-UL	350mA	27-36V	-	210mA	120V	60Hz	≥0.9	≥76%	30000H	122x38x20	UL
	AED12-500ILSK-UL	500mA	19-25V	-	210mA	120V	60Hz	≥0.9	≥76%	30000H	122x38x20	UL
	AED12-700ILSK-UL	700mA	14-18V	-	210mA	120V	60Hz	≥0.9	≥76%	30000H	122x38x20	UL
 <p><b>46</b></p>	AED18-350ILSK-UL	350mA	38-50V	-	270mA	120V	60Hz	≥0.9	≥76%	30000H	122x38x20	UL
	AED18-500ILSK-UL	500mA	26-35V	-	270mA	120V	60Hz	≥0.9	≥76%	30000H	122x38x20	UL
	AED18-700ILSK-UL	700mA	19-25V	-	270mA	120V	60Hz	≥0.9	≥76%	30000H	122x38x20	UL
 <p><b>47</b></p>	AED25-500ILSK-UL	500mA	38-50V	-	360mA	120V	60Hz	≥0.9	≥75%	30000H	122x42.8x24	UL
	AED25-700ILSK-UL	700mA	27-36V	-	360mA	120V	60Hz	≥0.9	≥75%	30000H	122x42.8x24	UL
	AED25-1050ILSK-UL	1050mA	18-24V	-	360mA	120V	60Hz	≥0.9	≥75%	30000H	122x42.8x24	UL
	AED25-1400ILSK-UL	1400mA	14-18V	-	360mA	120V	60Hz	≥0.9	≥75%	30000H	122x42.8x24	UL


Economical/S	型号 Item No.	输出 Output			输入 Input					其他 Others		
		输出电流 Output Current	输出电压 Output Voltage Range	空载最大电压 Max.no Load Voltage	输入电流 Input Current	额定输入电压 Rated Input Voltage(AC)	输入频率 Input Frequency	功率因素 Power Factor (Full load)	转换效率 Efficiency	使用寿命 Lifetime	尺寸 Dimension(mm)	产品认证 Approval
 <p><b>48</b></p>	AED06-250ILS	250mA	12-24V	30V	100mA	100-240V	50/60Hz	≥0.9	≥78%	30000H	57.2x39.4x20	TUV-GS
	AED06-300ILS	300mA	10-18V	26V	100mA	100-240V	50/60Hz	≥0.9	≥78%	30000H	57.2x39.4x20	TUV-GS
	AED06-350ILS	350mA	10-18V	26V	100mA	100-240V	50/60Hz	≥0.9	≥78%	30000H	57.2x39.4x20	TUV-GS
	AED06-500ILS	500mA	6-12V	18V	100mA	100-240V	50/60Hz	≥0.9	≥76%	30000H	57.2x39.4x20	TUV-GS
	AED06-700ILS	700mA	4-9V	14V	100mA	100-240V	50/60Hz	≥0.9	≥76%	30000H	57.2x39.4x20	TUV-GS
 <p><b>49</b></p>	AED09-250ILS	250mA	20-30V	35V	200mA	100-240V	50/60Hz	≥0.9	≥80%	30000H	66.2x39.4x20	TUV-GS
	AED09-300ILS	300mA	14-28V	34V	200mA	100-240V	50/60Hz	≥0.9	≥80%	30000H	66.2x39.4x20	TUV-GS
	AED09-350ILS	350mA	14-28V	34V	200mA	100-240V	50/60Hz	≥0.9	≥80%	30000H	66.2x39.4x20	TUV-GS
	AED09-500ILS	500mA	12-20V	26V	200mA	100-240V	50/60Hz	≥0.9	≥78%	30000H	66.2x39.4x20	TUV-GS
	AED09-700ILS	700mA	6-14V	20V	200mA	100-240V	50/60Hz	≥0.9	≥78%	30000H	66.2x39.4x20	TUV-GS

# LED驱动 LED Driver






Economical/S	型号 Item No.	输出 Output			输入 Input					其他 Others		
		输出电流 Output Current	输出电压 Output Voltage Range	空载最大电压 Max.no Load Voltage	输入电流 Input Current	额定输入电压 Rated Input Voltage(AC)	输入频率 Input Frequency	功率因素 Power Factor (Full load)	转换效率 Efficiency	使用寿命 Lifetime	尺寸 Dimension(mm)	产品认证 Approval
 50	AED12-200ILSJ	200mA	24-48V	53V	140mA	220-240V	50/60Hz	≥0.9	≥84%	30000H	122x34x19	TUV/SAA
	AED12-250ILSJ	250mA	24-48V	53V	150mA	220-240V	50/60Hz	≥0.9	≥83%	30000H	122x34x19	TUV/SAA
	AED12-300ILSJ	300mA	20-40V	45V	150mA	220-240V	50/60Hz	≥0.9	≥84%	30000H	122x34x19	TUV/SAA
	AED12-350ILSJ	350mA	20-38V	43V	150mA	220-240V	50/60Hz	≥0.9	≥85%	30000H	122x34x19	TUV/SAA
	AED12-500ILSJ	500mA	12-24V	29V	150mA	220-240V	50/60Hz	≥0.9	≥84%	30000H	122x34x19	TUV/SAA
	AED12-600ILSJ	600mA	12-18V	23V	140mA	220-240V	50/60Hz	≥0.9	≥85%	30000H	122x34x19	TUV/SAA
 51	AED25-300ILSJ	300mA	30-60V	65V	190mA	220-240V	50/60Hz	≥0.9	≥85%	20000H	122x42.8x24	TUV/SAA
	AED25-350ILSJ	350mA	30-60V	65V	200mA	220-240V	50/60Hz	≥0.9	≥86%	20000H	122x42.8x24	TUV/SAA
	AED25-500ILSJ	500mA	25-50V	55V	200mA	220-240V	50/60Hz	≥0.9	≥87%	20000H	122x42.8x24	TUV/SAA/CCC
	AED25-600ILSJ	600mA	20-40V	45V	200mA	220-240V	50/60Hz	≥0.9	≥87%	20000H	122x42.8x24	TUV/SAA
	AED25-700ILSJ	700mA	20-38V	43V	200mA	220-240V	50/60Hz	≥0.9	≥87%	20000H	122x42.8x24	TUV/SAA
 52	AED36-500ILSJ	500mA	31-60V	65V	270mA	220-240V	50/60Hz	≥0.9	≥89%	20000H	135.5x47.5x26.3	TUV/SAA
	AED36-600ILSJ	600mA	31-60V	65V	280mA	220-240V	50/60Hz	≥0.9	≥89%	20000H	135.5x47.5x26.3	TUV/SAA
	AED36-700ILSJ	700mA	26-51V	56V	280mA	220-240V	50/60Hz	≥0.9	≥89%	20000H	135.5x47.5x26.3	TUV/SAA
	AED36-900ILSJ	900mA	21-40V	45V	280mA	220-240V	50/60Hz	≥0.9	≥88%	20000H	135.5x47.5x26.3	TUV/SAA/CCC
	AED36-1050ILSJ	1050mA	21-34V	39V	280mA	220-240V	50/60Hz	≥0.9	≥88%	20000H	135.5x47.5x26.3	TUV/SAA



Economical/S	型号 Item No.	输出 Output			输入 Input					其他 Others		
		输出电流 Output Current	输出电压 Output Voltage Range	空载最大电压 Max.no Load Voltage	输入电流 Input Current	额定输入电压 Rated Input Voltage(AC)	输入频率 Input Frequency	功率因素 Power Factor (Full load)	转换效率 Efficiency	使用寿命 Lifetime	尺寸 Dimension(mm)	产品认证 Approval
 53	AED40-XXXXILSJ (XXXX=500-1000)	500-1000mA	21-40V	55V	290mA	220-240V	50/60Hz	≥0.9	≥88%	30000H	150x41.6x29	CE/TUV-GS
	AED60-XXXXILSJ (XXXX=500-1050)	500-1050mA	30-60V	70V	330mA	220-240V	50/60Hz	≥0.9	≥89%	30000H	150x41.6x29	CE/TUV-GS
	AED60-XXXXILSJ (XXXX=1051-1500)	1051-1500mA	30-60V	70V	330mA	220-240V	50/60Hz	≥0.9	≥89%	30000H	150x41.6x29	CE/TUV-GS

3in1 Dimming	型号 Item No.	输出 Output			输入 Input					其他 Others		
		输出电流 Output Current	输出电压 Output Voltage Range	空载最大电压 Max.no Load Voltage	输入电流 Input Current	额定输入电压 Rated Input Voltage(AC)	输入频率 Input Frequency	功率因素 Power Factor (Full load)	转换效率 Efficiency	使用寿命 Lifetime	尺寸 Dimension(mm)	产品认证 Approval
 54	AED40B-XXXXILSJ (XXXX=1150-1000)	1150-1000mA	21-40V	55V	330mA	220-240V	50/60Hz	≥0.9	≥88%	30000H	150x41.6x29	CE/TUV-GS
	AED40B-XXXXILSJ (XXXX=500-1000)	500-1000mA	21-40V	55V	290mA	220-240V	50/60Hz	≥0.9	≥88%	30000H	150x41.6x29	CE/TUV-GS
 55	AED60B-XXXXILSJ (XXXX=500-1050)	500-1050mA	30-60V	70V	330mA	220-240V	50/60Hz	≥0.9	≥89%	30000H	150x41.6x29	CE/TUV-GS
	AED60B-XXXXILSJ (XXXX=1051-1500)	1051-1500mA	21-40V	55V	330mA	220-240V	50/60Hz	≥0.9	≥88%	30000H	150x41.6x29	CE/TUV-GS




U/S	型号 Item No.	输出 Output			输入 Input					其他 Others		
		输出电流 Output Current	输出电压 Output Voltage Range	空载最大电压 Max.no Load Voltage	输入电流 Input Current	额定输入电压 Rated Input Voltage(AC)	输入频率 Input Frequency	功率因素 Power Factor (Full load)	转换效率 Efficiency	使用寿命 Lifetime	尺寸 Dimension(mm)	产品认证 Approval
 56	AED04-250ILS	250mA	6-22V	26V	150mA	100-240V	50/60Hz	≥0.5	≥75%	30000H	51.5x32.8x17	UL/CUL TUV/SAA
	AED04-300ILS	300mA	3-12V	14V	150mA	100-240V	50/60Hz	≥0.5	≥72%	30000H	51.5x32.8x17	TUV
	AED04-350ILS	350mA	3-12V	14V	150mA	100-240V	50/60Hz	≥0.5	≥70%	30000H	51.5x32.8x17	UL/CUL TUV/SAA
	AED04-500ILS	500mA	3-10.5V	13V	150mA	100-240V	50/60Hz	≥0.5	≥70%	30000H	51.5x32.8x17	UL/CUL TUV/SAA
	AED04-600ILS	600mA	3-5V	7V	150mA	100-240V	50/60Hz	≥0.5	≥70%	30000H	51.5x32.8x17	TUV
	AED04-700ILS	700mA	3-5V	7V	150mA	100-240V	50/60Hz	≥0.5	≥63%	30000H	51.5x32.8x17	UL/CUL TUV/SAA




# 恒流LED驱动 Constant Current LED Driver


U/S	型号 Item No.	输出 Output			输入 Input					其他 Others		
		输出电流 Output Current	输出电压 Output Voltage Range	空载最大电压 Max.no Load Voltage	输入电流 Input Current	额定输入电压 Rated Input Voltage(AC)	输入频率 Input Frequency	功率因素 Power Factor (Full load)	转换效率 Efficiency	使用寿命 Lifetime	尺寸 Dimension(mm)	产品认证 Approval
 57	AED08-250ILS	250mA	12-33V	38V	300mA	100-240V	50/60Hz	≥0.5	≥81%	30000H	79.5x39x19.5	UL/CUL TUV/SAA
	AED08-300ILS	300mA	9-22V	27V	300mA	100-240V	50/60Hz	≥0.5	≥80%	30000H	79.5x39x19.5	TUV UL/CUL TUV/SAA
	AED08-350ILS	350mA	9-22V	27V	300mA	100-240V	50/60Hz	≥0.5	≥80%	30000H	79.5x39x19.5	UL/CUL TUV/SAA
	AED08-500ILS	500mA	6-16V	18V	300mA	100-240V	50/60Hz	≥0.5	≥78%	30000H	79.5x39x19.5	UL/CUL TUV/SAA
	AED08-600ILS	600mA	6-11V	17V	300mA	100-240V	50/60Hz	≥0.5	≥78%	30000H	79.5x39x19.5	TUV UL/CUL TUV/SAA
	AED08-700ILS	700mA	6-11V	17V	300mA	100-240V	50/60Hz	≥0.5	≥78%	30000H	79.5x39x19.5	UL/CUL TUV/SAA
	AED08-900ILS	900mA	3-8V	13V	300mA	100-240V	50/60Hz	≥0.5	≥78%	30000H	79.5x39x19.5	TUV UL/CUL TUV/SAA
	AED08-1050ILS	1050mA	3-8V	13V	300mA	100-240V	50/60Hz	≥0.5	≥77%	30000H	79.5x39x19.5	UL/CUL TUV/SAA
 58	AED15-250ILS	250mA	18-55V	60V	300mA	100-240V	50/60Hz	≥0.9	≥82%	30000H	122.5x39x18.5	CCC/UL SAA/TUV
	AED15-300ILS	300mA	15-44V	53V	300mA	100-240V	50/60Hz	≥0.9	≥81%	30000H	122.5x39x18.5	CCC/TUV
	AED15-350ILS	350mA	15-44V	53V	300mA	100-240V	50/60Hz	≥0.9	≥81%	30000H	122.5x39x18.5	CCC/UL SAA/TUV
	AED15-500ILS	500mA	12-35V	37V	300mA	100-240V	50/60Hz	≥0.9	≥82%	30000H	122.5x39x18.5	CCC/UL SAA/TUV
	AED15-600ILS	600mA	9-22V	26V	300mA	100-240V	50/60Hz	≥0.9	≥81%	30000H	122.5x39x18.5	CCC/TUV
	AED15-700ILS	700mA	9-22V	26V	300mA	100-240V	50/60Hz	≥0.9	≥80%	30000H	122.5x39x18.5	CCC/UL SAA/TUV
	AED15-900ILS	900mA	5-14V	15V	300mA	100-240V	50/60Hz	≥0.9	≥80%	30000H	122.5x39x18.5	CCC/TUV
	AED15-1050ILS	1050mA	5-14V	15V	300mA	100-240V	50/60Hz	≥0.9	≥80%	30000H	122.5x39x18.5	CCC/UL SAA/TUV
	AED15-1400ILS	1400mA	3-11V	13V	300mA	100-240V	50/60Hz	≥0.9	≥78%	30000H	122.5x39x18.5	CCC/UL SAA/TUV
 59	AED20-300ILS	300mA	27-56V	58V	300mA	100-240V	50/60Hz	≥0.9	≥83%	30000H	122.5x43.5x24	TUV UL/CUL TUV/SAA
	AED20-350ILS	350mA	27-56V	58V	300mA	100-240V	50/60Hz	≥0.9	≥82%	30000H	122.5x43.5x24	UL/CUL TUV/SAA
	AED20-500ILS	500mA	24-48V	53V	300mA	100-240V	50/60Hz	≥0.9	≥83%	30000H	122.5x43.5x24	UL/CUL TUV/SAA
	AED20-600ILS	600mA	12-34V	39V	300mA	100-240V	50/60Hz	≥0.9	≥82%	30000H	122.5x43.5x24	TUV UL/CUL TUV/SAA
	AED20-700ILS	700mA	12-34V	39V	300mA	100-240V	50/60Hz	≥0.9	≥82%	30000H	122.5x43.5x24	UL/CUL TUV/SAA
	AED20-900ILS	900mA	9-22V	26V	300mA	100-240V	50/60Hz	≥0.9	≥80%	30000H	122.5x43.5x24	TUV UL/CUL TUV/SAA
	AED20-1050ILS	1050mA	9-22V	26V	300mA	100-240V	50/60Hz	≥0.9	≥80%	30000H	122.5x43.5x24	UL/CUL TUV/SAA
	AED20-1400ILS	1400mA	6-16V	18V	300mA	100-240V	50/60Hz	≥0.9	≥80%	30000H	122.5x43.5x24	UL/CUL TUV/SAA
 60	AED36-600ILS	600mA	18-49V	51V	300mA	100-240V	50/60Hz	≥0.9	≥87%	30000H	135.5x47.5x26.3	TUV UL/CUL TUV/SAA
	AED36-700ILS	700mA	18-49V	51V	300mA	100-240V	50/60Hz	≥0.9	≥86%	30000H	135.5x47.5x26.3	CCC
	AED36B-600ILS	600mA	18-48V	49V	300mA	100-240V	50/60Hz	≥0.9	≥87%	30000H	135.5x47.5x26.3	CCC
	AED36B-700ILS	700mA	18-48V	49V	300mA	100-240V	50/60Hz	≥0.9	≥86%	30000H	135.5x47.5x26.3	CCC
	AED36-900ILS	900mA	15-34V	38V	300mA	100-240V	50/60Hz	≥0.9	≥87%	30000H	135.5x47.5x26.3	TUC/CCC
	AED36-1050ILS	1050mA	15-34V	38V	300mA	100-240V	50/60Hz	≥0.9	≥86%	30000H	135.5x47.5x26.3	UL/CUL/CCC TUV/SAA
	AED36-1400ILS	1400mA	9-23V	27V	300mA	100-240Vc	50/60Hz	≥0.9	≥83%	30000H	135.5x47.5x26.3	UL/CUL/CCC TUV/SAA
 61	AED60-1050ILS	1050mA	12-36V	40V	1000mA	100-240V	50/60Hz	≥0.9	≥84%	30000H	163.5x48.5x29	TUV
	AED60B-1050ILS	1050mA	24-48V	50V	1000mA	100-240V	50/60Hz	≥0.9	≥85%	30000H	163.5x48.5x29	CCC
	AED60-1500ILS	1500mA	12-36V	40V	1000mA	100-240V	50/60Hz	≥0.9	≥86%	30000H	163.5x48.5x29	UL/CUL/CCC TUV/SAA


S-T/S	型号 Item No.	输出 Output			输入 Input					其他 Others		
		输出电流 Output Current	输出电压 Output Voltage Range	空载最大电压 Max.no Load Voltage	输入电流 Input Current	额定输入电压 Rated Input Voltage(AC)	输入频率 Input Frequency	功率因素 Power Factor (Full load)	转换效率 Efficiency	使用寿命 Lifetime	尺寸 Dimension(mm)	产品认证 Approval
 62	AED15-11LST	350mA	18-49V	55V	500mA	100-240V	50/60Hz	≥0.5	≥84%	30000H	103.2x48.9x17	TUV
	AED15-21LST	700mA	9-22V	26V	500mA	100-240V	50/60Hz	≥0.5	≥81%	30000H	103.2x48.9x17	TUV
 63	AED30-500ILST	500mA	30-60V	64V	240mA	220-240V	50/60Hz	≥0.9	≥85%	30000H	185x48x19	TUV/CCC ENEC
	AED30-700ILST	700mA	21-43V	46V	240mA	220-240V	50/60Hz	≥0.9	≥85%	30000H	185x48x19	TUV/CCC ENEC
	AED30-900ILST	900mA	16-33V	35V	240mA	220-240V	50/60Hz	≥0.9	≥85%	30000H	185x48x19	TUV/CCC ENEC
	AED30-1050ILST	1050mA	14-29V	32V	240mA	220-240V	50/60Hz	≥0.9	≥85%	30000H	185x48x19	TUV/CCC ENEC





# 恒流LED驱动 Constant Current LED Driver

Circular/S	型号 Item No.	输出 Output			输入 Input					其他 Others		
		输出电流 Output Current	输出电压 Output Voltage Range	空载最大电压 Max.no Load Voltage	输入电流 Input Current	额定输入电压 Rated Input Voltage(AC)	输入频率 Input Frequency	功率因素 Power Factor (Full load)	转换效率 Efficiency	使用寿命 Lifetime	尺寸 Dimension(mm)	产品认证 Approval
 64	AED12-350ILSC	350mA	12-38V	40V	155mA	220-240V	50/60Hz	≥0.5	≥80%	30000H	Φ57x22	TUV/ENEC
	AED12-500ILSC	500mA	9-26V	29V	155mA	220-240V	50/60Hz	≥0.5	≥81%	30000H	Φ57x22	TUV/ENEC
	AED12-700ILSC	700mA	6-18V	21V	155mA	220-240V	50/60Hz	≥0.5	≥82%	30000H	Φ57x22	TUV/ENEC
 65	AED20-350ILSC	350mA	18-55V	63V	240mA	220-240V	50/60Hz	≥0.5	≥85%	30000H	Φ65x26	TUV/ENEC
	AED20-500ILSC	500mA	11-38V	43V	240mA	220-240V	50/60Hz	≥0.5	≥85%	30000H	Φ65x26	TUV/ENEC
	AED20-700ILSC	700mA	8-27V	32V	240mA	220-240V	50/60Hz	≥0.5	≥84%	30000H	Φ65x26	TUV/ENEC
 66	AED30-500ILSC	500mA	21-60V	64V	240mA	220-240V	50/60Hz	≥0.9	≥83%	30000H	Φ85x30	TUV/ENEC
	AED30-700ILSC	700mA	15-43V	46V	240mA	220-240V	50/60Hz	≥0.9	≥83%	30000H	Φ85x30	TUV/ENEC










TD Dimmable/S	型号 Item No.	输出 Output			输入 Input					其他 Others		
		输出电流 Output Current	输出电压 Output Voltage Range	空载最大电压 Max.no Load Voltage	输入电流 Input Current	额定输入电压 Rated Input Voltage(AC)	输入频率 Input Frequency	功率因素 Power Factor (Full load)	转换效率 Efficiency	使用寿命 Lifetime	尺寸 Dimension(mm)	产品认证 Approval
 67	AED12-250ILSK	250mA	32-48V	55V	100mA	220-240V	50/60Hz	≥0.9	≥80%	50000H	127x41x25	TUV/ENEC
	AED12-350ILSK	350mA	26-38V	45V	100mA	220-240V	50/60Hz	≥0.9	≥80%	50000H	127x41x25	TUV/ENEC
	AED12-500ILSK	500mA	18-26V	32V	100mA	220-240V	50/60Hz	≥0.9	≥80%	50000H	127x41x25	TUV/ENEC
	AED12-700ILSK	700mA	12-18V	23V	100mA	220-240V	50/60Hz	≥0.9	≥78%	50000H	127x41x25	TUV/ENEC
 68	AED25-250ILSK	250mA	50-70V	78V	200mA	220-240V	50/60Hz	≥0.9	≥82%	50000H	159x44.5x27.5	TUV/ENEC
	AED25-350ILSK	350mA	50-70V	78V	200mA	220-240V	50/60Hz	≥0.9	≥83%	50000H	159x44.5x27.5	TUV/ENEC
	AED25-500ILSK	500mA	35-50V	60V	200mA	220-240V	50/60Hz	≥0.9	≥83%	50000H	159x44.5x27.5	TUV/ENEC
	AED25-700ILSK	700mA	25-38V	46V	200mA	220-240V	50/60Hz	≥0.9	≥82%	50000H	159x44.5x27.5	TUV/ENEC
	AED25-900ILSK	900mA	16-28V	33V	200mA	220-240V	50/60Hz	≥0.9	≥82%	50000H	159x44.5x27.5	TUV/ENEC
	AED25-1050ILSK	1050mA	14-24V	29V	200mA	220-240V	50/60Hz	≥0.9	≥83%	50000H	159x44.5x27.5	TUV/ENEC
 69	AED36-500ILSK	500mA	46-70V	85V	240mA	220-240V	50/60Hz	≥0.9	≥86%	50000H	170x52x29	TUV/ENEC
	AED36-700ILSK	700mA	35-51V	65V	240mA	220-240V	50/60Hz	≥0.9	≥86%	50000H	170x52x29	TUV/ENEC
	AED36-900ILSK	900mA	25-40V	45V	240mA	220-240V	50/60Hz	≥0.9	≥85%	50000H	170x52x29	TUV/ENEC
	AED36-1050ILSK	1050mA	26-38V	43V	240mA	220-240V	50/60Hz	≥0.9	≥85%	50000H	170x52x29	TUV/ENEC


 70	AED80-12VLS	6.67A	11.4-12.6V	12.6V	1000mA	100-240V	50/60Hz	≥0.9	≥87%	30000H	186.5x58x33.5	CE
	AED80-24VLS	3.3A	22.8-25.2V	25.2V	1000mA	100-240V	50/60Hz	≥0.9	≥87%	30000H	186.5x58x33.5	CE



IP65/S	型号 Item No.	输出 Output			输入 Input					其他 Others		
		输出电流 Output Current	输出电压 Output Voltage Range	空载最大电压 Max.no Load Voltage	输入电流 Input Current	额定输入电压 Rated Input Voltage(AC)	输入频率 Input Frequency	功率因素 Power Factor (Full load)	转换效率 Efficiency	使用寿命 Lifetime	尺寸 Dimension(mm)	产品认证 Approval
 71	LUD100-12	6.2-6.99A	6-12V	12.3-14V	1400mA	100-240V	50/60Hz	≥0.95	≥86%	50000H	176x75x40	-
	LUD100-24	3.75-4.24A	12-24V	24.3-26.4V	1400mA	100-240V	50/60Hz	≥0.95	≥88%	50000H	176x75x40	-
	LUD100-42	2.14-2.42A	24-42V	43.3-46V	1400mA	100-240V	50/60Hz	≥0.95	≥89%	50000H	176x75x40	-

Economical/S	型号 Item No.	输出 Output			输入 Input					其他 Others		
		输出电流 Output Current	输出电压 Output Voltage Range	空载最大电压 Max.no Load Voltage	输入电流 Input Current	额定输入电压 Rated Input Voltage(AC)	输入频率 Input Frequency	功率因素 Power Factor (Full load)	转换效率 Efficiency	使用寿命 Lifetime	尺寸 Dimension(mm)	产品认证 Approval
 73	AED06-12VLS	500mA	12V	13V	100mA	220-240V	50/60Hz	≥0.5	≥78%	30000H	57.2x39.4x20	TUV-GS
	AED06-24VLS	250mA	24V	25V	100mA	220-240V	50/60Hz	≥0.5	≥78%	30000H	57.2x39.4x20	TUV-GS
 74	AED09-12VLS	750mA	12V	13V	200mA	220-240V	50/60Hz	≥0.5	≥80%	30000H	66.2x39.4x20	TUV-GS
	AED09-24VLS	380mA	24V	25V	200mA	220-240V	50/60Hz	≥0.5	≥80%	30000H	66.2x39.4x20	TUV-GS
 75	AED25-12VLSJ	2100mA	12V	13V	190mA	220-240V	50/60Hz	≥0.9	≥82%	30000H	122x42.8x24	TUV/CCC
	AED25-24VLSJ	1050mA	24V	25V	190mA	220-240V	50/60Hz	≥0.9	≥82%	30000H	122x42.8x24	TUV/CCC
 76	AED36-12VLSJ	3000mA	12V	13V	250mA	220-240V	50/60Hz	≥0.9	≥87%	30000H	135.5x47.5x26.3	TUV
	AED36-24VLSJ	1500mA	24V	25V	250mA	220-240V	50/60Hz	≥0.9	≥87%	30000H	135.5x47.5x26.3	TUV




# LED驱动 LED Driver




U/S	型号 Item No.	输出 Output			输入 Input					其他 Others		
		输出电流 Output Current	输出电压 Output Voltage Range	空载最大电压 Max.No Load Voltage	输入电流 Input Current	额定输入电压 Rated Input Voltage(AC)	输入频率 Input Frequency	功率因素 Power Factor (Full load)	转换效率 Efficiency	使用寿命 Lifetime	尺寸 Dimension(mm)	产品认证 Approval
 77	AED04-250ILS	170mA	24V	26V	150mA	100-240V	50/60Hz	≥0.5	≥75%	30000H	51.5x32.8x17	UL/CUL TUV/SAA
	AED04-350ILS	300mA	12V	14V	150mA	100-240V	50/60Hz	≥0.5	≥70%	30000H	51.5x32.8x17	UL/CUL TUV/SAA
	AED04-700ILS	600mA	5V	7V	150mA	100-240V	50/60Hz	≥0.5	≥70%	30000H	51.5x32.8x17	UL/CUL TUV/SAA
 78	AED08-250ILS	200mA	36V	38V	300mA	100-240V	50/60Hz	≥0.5	≥80%	30000H	79.5x39x19	UL/CUL TUV/SAA
	AED08-350ILS	300mA	24V	27V	300mA	100-240V	50/60Hz	≥0.5	≥78%	30000H	79.5x39x19	UL/CUL TUV/SAA
	AED08-700ILS	625mA	12V	17V	300mA	100-240V	50/60Hz	≥0.5	≥78%	30000H	79.5x39x19	UL/CUL TUV/SAA
 79	AED15-500ILS	420mA	36V	37V	300mA	100-240V	50/60Hz	≥0.9	≥80%	30000H	122x38.5x18.1	UL/CUL/CCC TUV/SAA
	AED15-700ILS	625mA	24V	25V	300mA	100-240V	50/60Hz	≥0.9	≥80%	30000H	122x38.5x18.1	UL/CUL/CCC TUV/SAA
	AED15-1400ILS	1250mA	12V	13V	300mA	100-240V	50/60Hz	≥0.9	≥78%	30000H	122x38.5x18.1	UL/CUL/CCC TUV/SAA
 80	AED20-700ILS	550mA	36V	39V	500mA	100-240V	50/60Hz	≥0.9	≥82%	30000H	122.5x43.5x24	UL/CUL TUV/SAA
	AED20-1050ILS	830mA	24V	26V	500mA	100-240V	50/60Hz	≥0.9	≥80%	30000H	122.5x43.5x24	UL/CUL TUV/SAA
	AED20-12VLS	1600mA	12V	14V	500mA	100-240V	50/60Hz	≥0.9	≥80%	30000H	122.5x43.5x24	UL/CUL TUV/SAA
 81	AED36-1050ILS	900mA	36V	38V	600mA	100-240V	50/60Hz	≥0.9	≥86%	30000H	135.5x47.5x26.3	TUV/CCC
	AED36-1400ILS	1250mA	24V	27V	600mA	100-240V	50/60Hz	≥0.9	≥83%	30000H	135.5x47.5x26.3	TUV/CCC
	AED30-12VLS	2500mA	12V	14V	600mA	100-240V	50/60Hz	≥0.9	≥83%	30000H	135.5x47.5x26.3	TUV/CCC
	AED36-12VLS	3000mA	12V	14V	600mA	100-240V	50/60Hz	≥0.9	≥80%	30000H	135.5x47.5x26.3	TUV/CCC
 82	AED50-12VLS	4200mA	12V	13V	1000mA	100-240V	50/60Hz	≥0.9	≥86%	30000H	163.5x48.5x29	CCC/TUV
	AED50-24VLS	2100mA	24V	25V	1000mA	100-240V	50/60Hz	≥0.9	≥86%	30000H	163.5x48.5x29	CCC/TUV
	AED60-1500ILS	1400mA	36V	38V	1000mA	100-240V	50/60Hz	≥0.9	≥87%	30000H	163.5x48.5x29	UL/CUL/CCC TUV/SAA
	AED60-12VLS	5000mA	12V	13V	1000mA	100-240V	50/60Hz	≥0.9	≥85%	30000H	163.5x48.5x29	UL/CUL/CCC TUV/SAA
	AED60-24VLS	2500mA	24V	25V	1000mA	100-240V	50/60Hz	≥0.9	≥85%	30000H	163.5x48.5x29	UL/CUL/CCC TUV/SAA
 83	AED05-11LSVP	420mA	12V	13V	100mA	100-240V	50/60Hz	≥0.5	≥70%	20000H	84x40x22	TUV
 84	AED15-12VLSJ	1250mA	12V	13V	180mA	220-240V	50/60Hz	≥0.5	≥86%	30000H	84x40x22	TUV
 85	AED12-1LSV	1000mA	12V	13V	100mA	220-240V	50/60Hz	≥0.5	≥78%	20000H	114x40x24	TUV
	AED15-1LSV	1250mA	12V	13V	100mA	220-240V	50/60Hz	≥0.5	≥78%	20000H	114x40x24	TUV
	AED20-12VLSJ	1670mA	12V	13V	240mA	220-240V	50/60Hz	≥0.5	≥85%	20000H	114x40x24	TUV





TD Dimmable/S	型号 Item No.	输出 Output			输入 Input					其他 Others		
		输出电流 Output Current	输出电压 Output Voltage Range	空载最大电压 Max.No Load Voltage	输入电流 Input Current	额定输入电压 Rated Input Voltage(AC)	输入频率 Input Frequency	功率因素 Power Factor (Full load)	转换效率 Efficiency	使用寿命 Lifetime	尺寸 Dimension(mm)	产品认证 Approval
 86	AED40-24VLSK	1670mA	24V	25V	400mA	220-240V	50/60Hz	≥0.9	≥80%	30000H	163.5x48.5x29	TUV
	AED60-24VLSK	2500mA	24V	25V	500mA	220-240V	50/60Hz	≥0.9	≥84%	30000H	163.5x48.5x29	TUV

S-T/S	型号 Item No.	输出 Output			输入 Input					其他 Others		
		输出电流 Output Current	输出电压 Output Voltage Range	空载最大电压 Max.No Load Voltage	输入电流 Input Current	额定输入电压 Rated Input Voltage(AC)	输入频率 Input Frequency	功率因素 Power Factor (Full load)	转换效率 Efficiency	使用寿命 Lifetime	尺寸 Dimension(mm)	产品认证 Approval
 87	AED15-1LSVT	1250mA	12V	13V	100mA	220-240V	50/60Hz	≥0.5	≥78%	30000H	103.2x48.9x17	TUV
	AED15-2LST	625mA	24V	25V	100mA	220-240V	50/60Hz	≥0.5	≥78%	30000H	103.2x48.9x17	TUV
 88	AED30-12VLST	2500mA	12V	13V	240mA	220-240V	50/60Hz	≥0.9	≥78%	30000H	185x48x19	TUV/ENEC
	AED30-24VLST	1250mA	24V	25.2V	240mA	220-240V	50/60Hz	≥0.9	≥78%	30000H	185x48x19	TUV/ENEC

# LED驱动 LED Driver

Circular/S	型号 Item No.	输出 Output			输入 Input					其他 Others		
		输出电流 Output Current	输出电压 Output Voltage Range	空载最大电压 Max.no Load Voltage	输入电流 Input Current	额定输入电压 Rated Input Voltage(AC)	输入频率 Input Frequency	功率因素 Power Factor (Full load)	转换效率 Efficiency	使用寿命 Lifetime	尺寸 Dimension(mm)	产品认证 Approval
 89	AED12-12VLSC	1000mA	12V	13V	155mA	220-240V	50/60Hz	≥0.5	≥80%	30000H	Φ57x22	TUV
	AED12-24VLSC	500mA	24V	25V	155mA	220-240V	50/60Hz	≥0.5	≥80%	30000H	Φ57x22	TUV
 90	AED20-12VLSC	1670mA	12V	13V	240mA	220-240V	50/60Hz	≥0.5	≥83%	30000H	Φ65x26	TUV
	AED20-24VLSC	830mA	24V	25.2V	240mA	220-240V	50/60Hz	≥0.5	≥83%	30000H	Φ65x26	TUV
 91	AED30-12VLSC	2500mA	12V	13V	240mA	220-240V	50/60Hz	≥0.9	≥82%	30000H	Φ85x30	TUV
	AED30-24VLSC	1250mA	24V	24V	240mA	220-240V	50/60Hz	≥0.9	≥84%	30000H	Φ85x30	TUV

1-10V Dimmable/S	型号 Item No.	输出 Output			输入 Input					其他 Others		
		输出电流 Output Current	输出电压 Output Voltage Range	空载最大电压 Max.no Load Voltage	输入电流 Input Current	额定输入电压 Rated Input Voltage(AC)	输入频率 Input Frequency	功率因素 Power Factor (Full load)	转换效率 Efficiency	使用寿命 Lifetime	尺寸 Dimension(mm)	产品认证 Approval
	AED12-350ILSR	350mA	3-38V	44V	250mA	100-240V	50-60Hz	≥0.9	≥82%	30000H	159x44x27.5	TUV/ENEC
	AED12-500ILSR	500mA	3-26V	32V	250mA	100-240V	50-60Hz	≥0.9	≥82%	30000H	159x44x27.5	TUV/ENEC
	AED12-700ILSR	700mA	3-18V	23V	250mA	100-240V	50-60Hz	≥0.9	≥82%	30000H	159x44x27.5	TUV/ENEC
	AED25-350ILSR	350mA	3-70V	79V	380mA	100-240V	50-60Hz	≥0.9	≥86%	30000H	170x52x29	TUV/ENEC
	AED25-500ILSR	500mA	3-50V	59V	380mA	100-240V	50-60Hz	≥0.9	≥85.5%	30000H	170x52x29	TUV/ENEC
	AED25-700ILSR	700mA	3-38V	45V	380mA	100-240V	50-60Hz	≥0.9	≥85%	30000H	170x52x29	TUV/ENEC
	AED36-500ILSR	500mA	3-70V	73V	520mA	100-240V	50-60Hz	≥0.9	≥86%	30000H	170x52x29	TUV/ENEC
	AED36-700ILSR	700mA	3-51V	54V	520mA	100-240V	50-60Hz	≥0.9	≥86%	30000H	170x52x29	TUV/ENEC

1-10V Dimmable/S	型号 Item No.	输出 Output			输入 Input					其他 Others		
		输出电流 Output Current	输出电压 Output Voltage Range	空载最大电压 Max.no Load Voltage	输入电流 Input Current	额定输入电压 Rated Input Voltage(AC)	输入频率 Input Frequency	功率因素 Power Factor (Full load)	转换效率 Efficiency	使用寿命 Lifetime	尺寸 Dimension(mm)	产品认证 Approval
	AED12-12VLSR	1000mA	12V	13V	250mA	100-240V	50-60Hz	≥0.9	≥83%	30000H	159x44x27.5	TUV
	AED12-24VLSR	500mA	24V	25V	250mA	100-240V	50-60Hz	≥0.9	≥83%	30000H	159x44x27.5	TUV
	AED25-12VLSR	2080mA	12V	13V	250mA	100-240V	50-60Hz	≥0.9	≥82%	30000H	170x52x29	TUV
	AED25-24VLSR	1050mA	24V	25V	250mA	100-240V	50-60Hz	≥0.9	≥84%	30000H	170x52x29	TUV
	AED36-12VLSR	3000mA	12V	13V	550mA	100-240V	50-60Hz	≥0.9	≥85%	30000H	170x52x29	TUV
	AED36-24VLSR	1500mA	24V	25V	550mA	100-240V	50-60Hz	≥0.9	≥86%	30000H	170x52x29	TUV
	AED60-12VLSR	5000mA	12V	13V	800mA	100-240V	50-60Hz	≥0.9	≥85%	30000H	186.5x58x33.5	TUV
	AED60-24VLSR	2500mA	24V	25V	800mA	100-240V	50-60Hz	≥0.9	≥88%	30000H	186.5x58x33.5	TUV